









Accurate Industrial
 908 Jeffco Executive Dr. Imperial, MO 63052
 636-741-5700
 www.AccurateIndustrial.com

Fastener Selection Chart

| | Fastener Type | Usage | Belt Thickness | PIW | Min Pulley Dia |
|---|-------------------------------------|---|-----------------|------------|----------------|
|  | Bolt Solid Plate | Heavyweight – silt free splice with superior holding ability | 3/16" – 1-3/16" | 150 - 620 | 12" – 48" |
|  | Bolt Hinged | Heavyweight – Ideal for belt applications subject to length adjustments. | 1/4" – 5/8" | 190 - 300 | 6" – 9" |
|  | Rivet Hinged | Heavyweight – Very strong splice. Great alternative to vulcanized splice. | 1/8" – 1" | 330 – 2000 | 5" – 42" |
|  | Alligator® Staple | Lightweight – Long service life, can be used in wide variety of applications. | 1/16" – 1/4" | 100 – 200 | 2" – 4" |
|  | Clipper® Wire Hook | Lightweight – Most common used lace. Great for small pulley's. | 1/64" – 25/64" | 200 | 15/16" – 7" |
|  | Alligator® Lacing | Lightweight – Can be installed without tools. Ideal for break down fixes. | 1/64" – 1/2" | 25 – 200 | 1" – 14" |
|  | Plastic Rivet | Lightweight – Non-magnetic, quiet, and non-scratching splice. | 1/64" – 1/8" | 40 – 65 | 1-1/2" – 3" |
|  | Plastic Spiral Lace | Lightweight – Ideal for small pulley's, non-metallic | 1/16" – 3/16" | 50 | 3/8" – 5/8" |